

Conforms
to BS1722:
Part 9

Benefits

- RoSPA compliant making them ideal for Play Areas
- Compliant with BS 1722 Pt. 9
- Security Fixings
- Slotted cleats allow panels to be installed either on the flat or stepped as desired
- Mid panel feet to support the panel to prevent sagging
- Hot Dip Galvanised to BS EN ISO 1461
- Polyester Powder Coated option
- Attractive appearance
- Vandal resistant
- Strong
- Available either bolt down, in ground or on wall
- High visibility

Features

1. Polyester Powder Coated RHS Post
2. 12mm / 16mm Bar Diameter
3. Stepping Cleats
4. Security Fixings
5. Mid panel feet
6. Spacing conforms to RoSPA Guidelines

Zaun's Bow Top Play Fencing is an attractive system that is often used around play areas. Zaun's BowTop Play is manufactured to RoSPA guidelines and BS 1722 part 9 compliant, to make it as safe as possible.

The nature of the Bow Top playground fencing system means that parents have an unhindered view of their children in the play area, and the system itself means that children can play safely. All of the bars and 'bows' are spaced so as to minimise the chance of wrist or neck trap occurring.

The vertical bars are very difficult for children to climb and so help ensure they stay in the play area.

Available in standard panels from stock or bespoke panels can be manufactured.

Available in two heights 1.0m and 1.2m. Each railing is supplied with panels, posts, stepping cleats and security fixings. Supplied hot dip galvanised to BS EN ISO 1461 and optional Polyester Powder Coated.

Matching Bow Top gate or slow closing safety gate also available.



Finish

Hot dip galvanised to ISO1461 & optional polyester powder coated, after stringent cleaning & treatment to give a well adhered coating with a minimum of 60 microns. Available in a full range of RAL colours including marine coating.

Posts & Fixings

The Bowtop Play railing system features a post and stepping cleat configuration, providing a simple and easy method of installation. Supplied with vandal-proof security fixings and installed using either power or hand tools.

Sloping Ground

Panels can be stepped as required on the post. Where gradients exceed 1:16, it is recommended that the stepping cleats are adjusted to suit the gradient as required. Panels can also be sloped to the following gradients, within the tolerance of the post section:

0 to 16mm / 56mm / 56 to 72mm

Variations

Posts are available in different lengths to accommodate panel heights and ground conditions. Additional variations are also available:

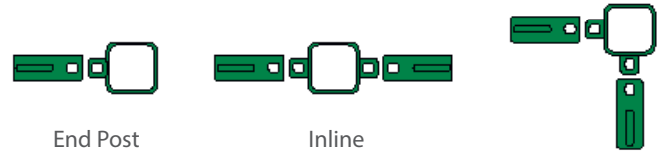
- Wall fixing, cranked posts or base plated
- Bespoke panels can be manufactured to be raked and radiused

Gates

Pedestrian gates are single leaf 1.2m wide, (or width to suit), framed in a 50mm x 50mm RHS with Bowtop Play style panels within the gate frame, with slide latch and slow closer. Gate supplied with 2 x suitable gate posts.

Vehicle access gates are double leaf (single leaf vehicle gates available) 3.0m wide (or width to suit), framed in 50mm x 50mm RHS, with Bowtop Play style panels within the gate frame, with drop bolts and slide latch. Gate supplied with 2 x suitable gate posts.

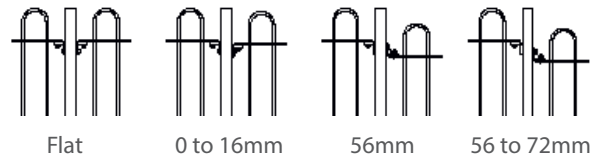
Note: Slow closing RoSPA compliant playground gates also available



End Post

Inline

Corners




Flat

0 to 16mm

56mm

56 to 72mm



Specification

Height: 1000mm / 1200mm

Note: Additional heights available upon request

Panel Width: 2700mm

Bar Diameter: 12mm / 16mm

Note: Dependant on height

Bar Centres: 101mm

Post Size: 50 x 50mm

Post Centres: 2760mm

Fixings: Anti Tamper Security
Fixings

Applications



Drawings

DWG and PDF drawings available from our website www.zaun.co.uk/drawings